



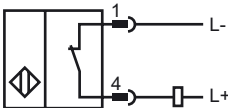
Model Number

NCB4-12GM40-Z7-V1

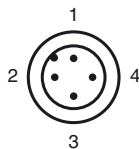
Features

- 4 mm flush
- 2-wire DC
- Increased operating distance

Connection



Pinout



Wire colors in accordance with EN 60947-5-2

1	BN	(brown)
2	WH	(white)
3	BU	(blue)
4	BK	(black)

Accessories

BF 12

Mounting flange, 12 mm

V1-W

4-pin, M12 female field-attachable connector

V1-G-2M-PUR

Cable socket, M12, 4-pin, PUR cable

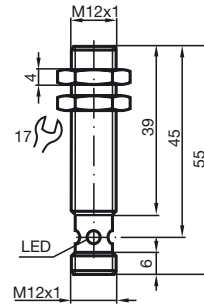
V1-W-2M-PUR

Cable socket, M12, 4-pin, PUR cable

EXG-12

Quick mounting bracket with dead stop

Dimensions



Technical Data

General specifications

Switching element function		DC	NC
Rated operating distance	s_n	4 mm	
Installation		flush	
Output polarity		DC	
Assured operating distance	s_a	0 ... 3.24 mm	
Reduction factor r_{Al}		0.49	
Reduction factor r_{Cu}		0.47	
Reduction factor r_{304}		0.76	

Nominal ratings

Operating voltage	U_B	3.5 ... 30 V
Switching frequency	f	0 ... 1000 Hz
Hysteresis	H	typ. 5 %
Reverse polarity protection		conducting
Short-circuit protection		pulsing
Voltage drop	U_d	≤ 3.5 V
Temperature drift		$\pm 15\%$
Operating current	I_L	2 ... 100 mA
Off-state current	I_r	0.4 ... 0.6 mA typ. 0.5 mA
Indication of the switching state		LED, yellow

Ambient conditions

Ambient temperature	-25 ... 70 °C (-13 ... 158 °F)
Storage temperature	-40 ... 85 °C (-40 ... 185 °F)

Mechanical specifications

Connection type	Device connector M12 x 1, 4-pin
Housing material	brass, nickel-plated
Sensing face	PBT
Protection degree	IP67

Compliance with standards and directives

Standard conformity	
Standards	EN 60947-5-2:2007 IEC 60947-5-2:2007 Non-standard connector assignment

Approvals and certificates

UL approval	cULus Listed, General Purpose
CSA approval	cCSAus Listed, General Purpose
CCC approval	Products with a maximum operating voltage of ≤ 36 V do not bear a CCC marking because they do not require approval.